



DYNA ROMTM
Motion sEMG WWW.MYOVISION.COM

The Lie Detector Test for Back Pain



DynaROM Motion sEMG: proving soft tissue injury with normal MRI and normal ROM

- Combats negative IME reports
- Proven track record in courts
- Establishes quality of case up front
- Recognized by the AMA



Developed and defended by the expert witness with an unparalleled success rate in court.

David Marcarian, MA

NASA-Trained sEMG Expert & Inventor of MyoVision

David Marcarian, M.A. founded Precision Biometrics, Inc. in 1989 after winning a prestigious \$450K National Institutes of Health Grant. The purpose of this grant was to develop objective, evidence-based physiological tools to determine presence or absence of soft tissue injury, physiological health and rehabilitation. This patented, wireless technology helps ensure that doctors, not insurers, determine treatment plan. Research proven and established in the courts, this indisputable data reduces the workload on both doctors and attorneys. In addition, he backs up the claims with expert witness testimony which has yet to be challenged.

*Safe for children and
pregnant women*

*Quick and
cost-effective*

*Designed and
Manufactured
in the USA*



"MyoVision's DynaROM was crucial in settling our \$1MM soft tissue case. Given a choice, I prefer to work with doctors that utilize MyoVision's DynaROM."

-Elizabeth Foley, Esq. • PI Attorney

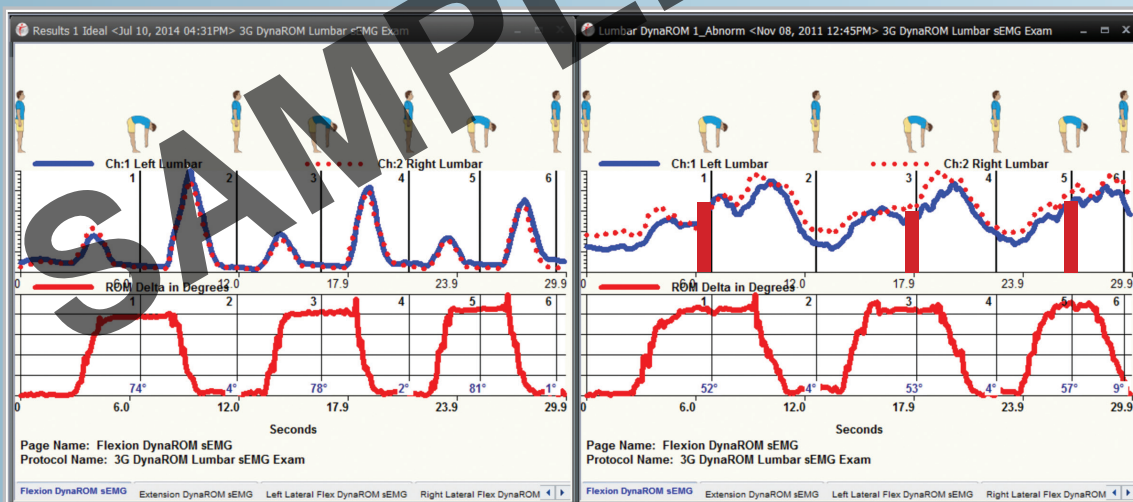


Simple to understand built-in graphics

This software-generated comparison with ideal makes injury clear to opposing attorneys, insurers and juries.

IDEAL

PATIENT



The modern Cardiologist depends on EKG.



The modern Chiropractor depends on DynaROM.




In the modern courtroom, data wins over opinion 99% of the time.

Backed by over 9000 published research studies
and an impeccable record of court victories.



The David vs. Goliath legal challenge: Case #04-1149RX Merritt vs. Department of Health. Defended by the state of Florida, 300 insurers and 75 attorneys.


As the sole expert to testify, David Marcarian was up against nine experts including an MD/Ph.D. The judge concluded with regards to DynaROM Evaluations: **“sEMG has achieved a level of medical acceptance as a valuable diagnostic tool for injuries of the spine and upper and lower back.”** Additionally, the technology having its own CPT code (96002, 96004) established it as a valid tool per the AMA CPT Code Book.



Recognized by the experts, including John J. Gerhardt, M.D.

“Its integrated use of sEMG and true wireless dual ROM is brilliant. Surface EMG effectively augments ROM by assessing effort.”

– John J. Gerhardt, M.D.,
Author of The AMA's “Practical Guide to Range of Motion Assessment”

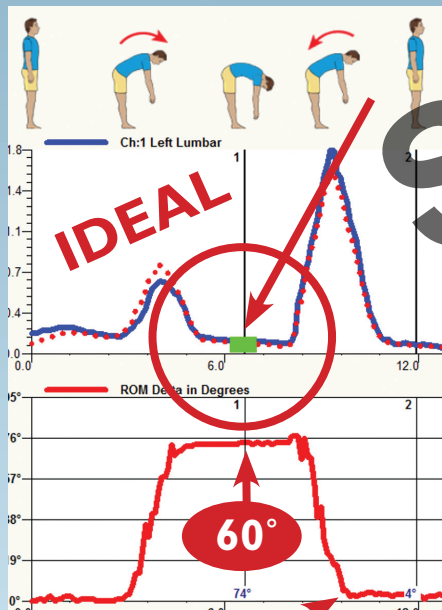


Muscle guarding means the difference between winning and losing

Flex=52°	AMA=50°
Ext=18°	AMA=20°



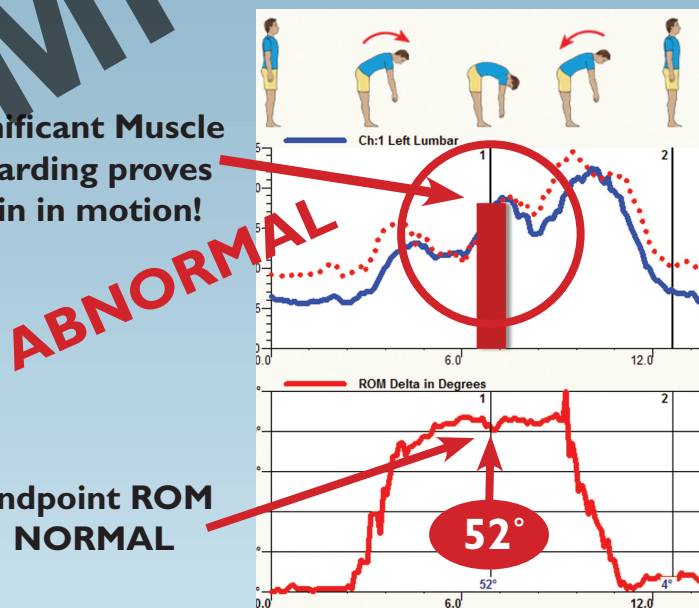
Top graph: Left (blue), right (red) muscle activity.



Range of Motion graphed in motion. Endpoint at arrow.

Top graph proves muscle guarding even when endpoint ROM is normal. Equals 5-8% impairment

Significant Muscle Guarding proves pain in motion!



Endpoint ROM

**Find a DynaROM Certified
Doctor by visiting
www.myovision.com**





MYOVISION

2303 W Commodore Way
Ste 301
Seattle, WA 98199

1-800-969-6961
info@myovision.com
www.myovision.com

SAMPLE